

## 1" & 2" DEFLECTION SPRING HANGERS

**HC-S** models are heavy duty hangers and incorporate a new design of steel housing, with the base's two sides bent down. This considerably increases the rigidity of the steel frame, eliminating the possibility of the bending of the frame's bottom plate under heavy loads. The top and bottom spring's rubber cups have vulcanized steel washers for even load distribution. The bottom cup has a locator rubber ring to center the cup and spring in the hanger's housing. These elastomer cups reduce the transfer of vibration and noise.

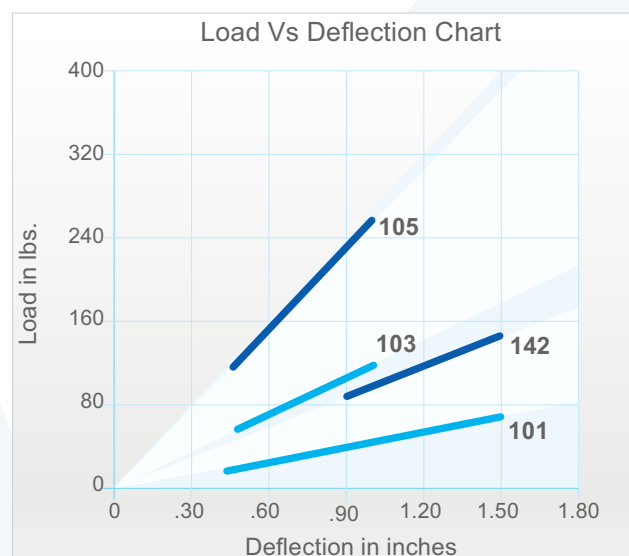


### Recommended for:

Spring hangers are used for fan coil units, air circulation units, pipes, ducts, and other suspended structures and building services.

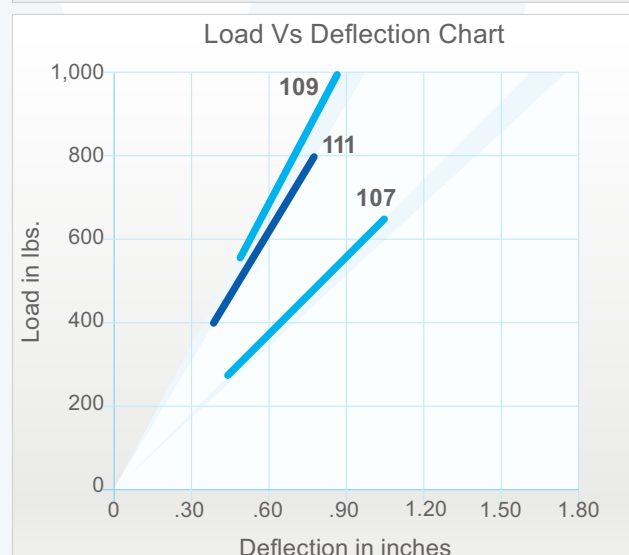
### 1" Deflection

Model	Rated Load (lbs)	Deflection at Rated Load (in)	Spring Rate (lbs/in)	Spring Color
HC-S-101	75	1.50	50	Blue
HC-S-103	120	1	120	Brown
HC-S-142	135	1.50	90	Blue
HC-S-105	270	1	270	Yellow
HC-S-107	650	1	650	Green
HC-S-111	800	.75	1,066	White
HC-S-109	1,000	.84	1,190	Plated



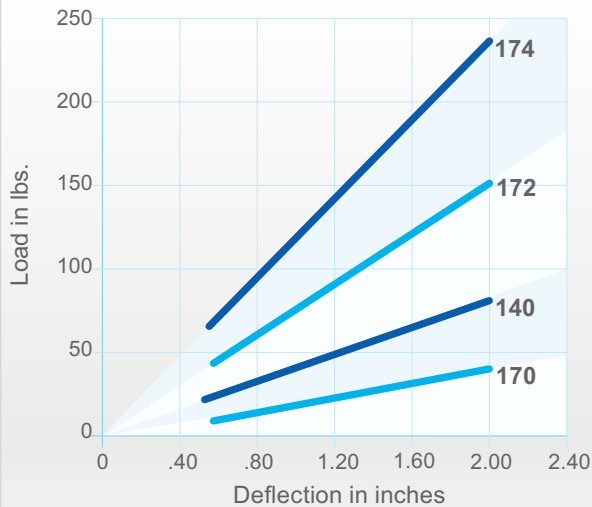
### 2" Deflection

Model	Rated Load (lbs)	Deflection at Rated Load (in)	Spring Rate (lbs/in)	Spring Color
HC-S-170	43	2	21.5	Blue
HC-S-140	80	2	40	Black
HC-S-172	155	2	77.5	Orange
HC-S-174	236	2	118	White
HC-S-175	300	2	150	Brown
HC-S-176	395	2	197.5	Black
HC-S-178	550	2	275	Pink
HC-S-150	800	2	400	Grey

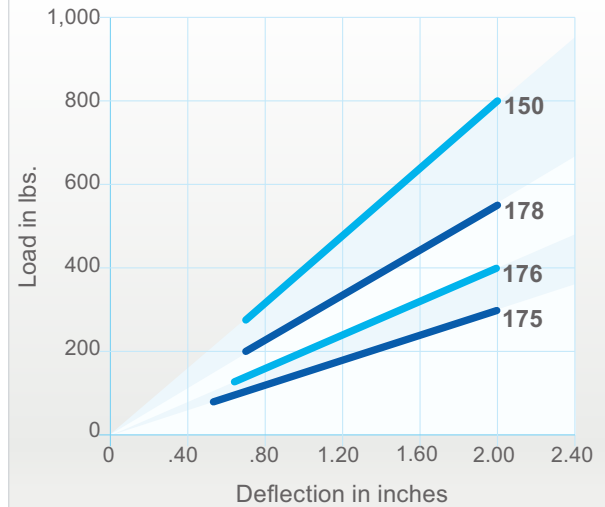


## 1" & 2" DEFLECTION SPRING HANGERS

Load Vs Deflection Chart



Load Vs Deflection Chart

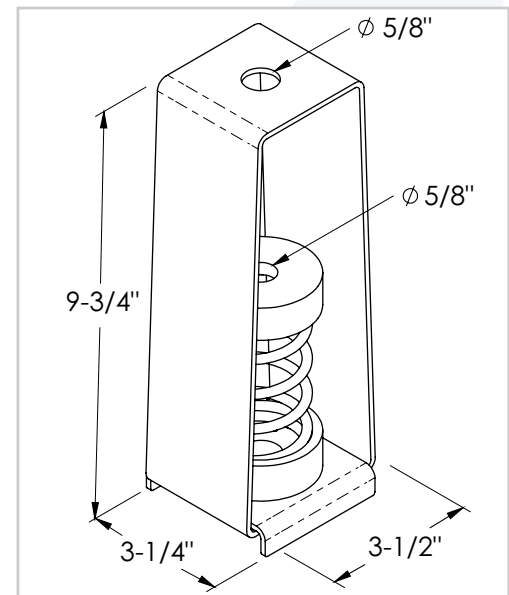


### Features:

- ✓ All springs at rated load have 50% additional travel to solid load.
- ✓ Housing is yellow zinc plated for better corrosion resistance.
- ✓ Safety factor - Springs will accommodate 50% extra load from rated to solid load.
- ✓ All hangers' elements are safe at solid load.
- ✓ Springs are color-coded and easily replaceable.

### Notes:

- a) 100 Spring: 2" Outside diameter x 4" Free Length.
- b) 140 Spring & 170 Spring: 2" Outside diameter x 5" Free Length.
- c) 150 Spring: 2" Outside diameter x 5-3/4" Free Length.
- d) Rated load is the maximum load recommended.



### Installation Instructions:

In order to allow isolators to operate efficiently install hangers with a gap as shown below. Hangers are designed to allow to compensate minor misalignments.

