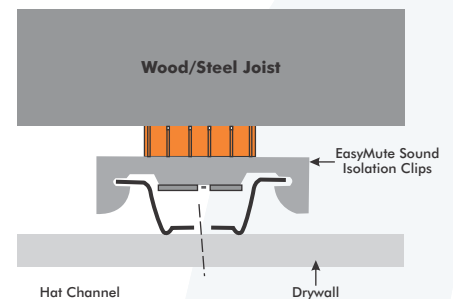


EasyMute Sound Isolation Clips are primarily used to interrupt the flow of energy from one material to the next. For example, if you had two rooms with a common wall, you would need to separate, or decouple the drywall from the studs to stop the transmission of sound waves. EasyMute Sound Clips are used to soundproof walls in ceilings by decoupling one side of the structure from the other. This allows each side to vibrate independently and drastically cut down on the sound transfer. The best decoupling methods involve using resilient sound clips which are attached to ceiling/wall joists, Metal Furring Channels are then snapped into the channels and the drywall is fastened to the channels. This system is also called a "Floating Wall/Ceiling" and significantly lowers the ability for sound, especially low frequency sound, from transmitting into the room where they're installed.

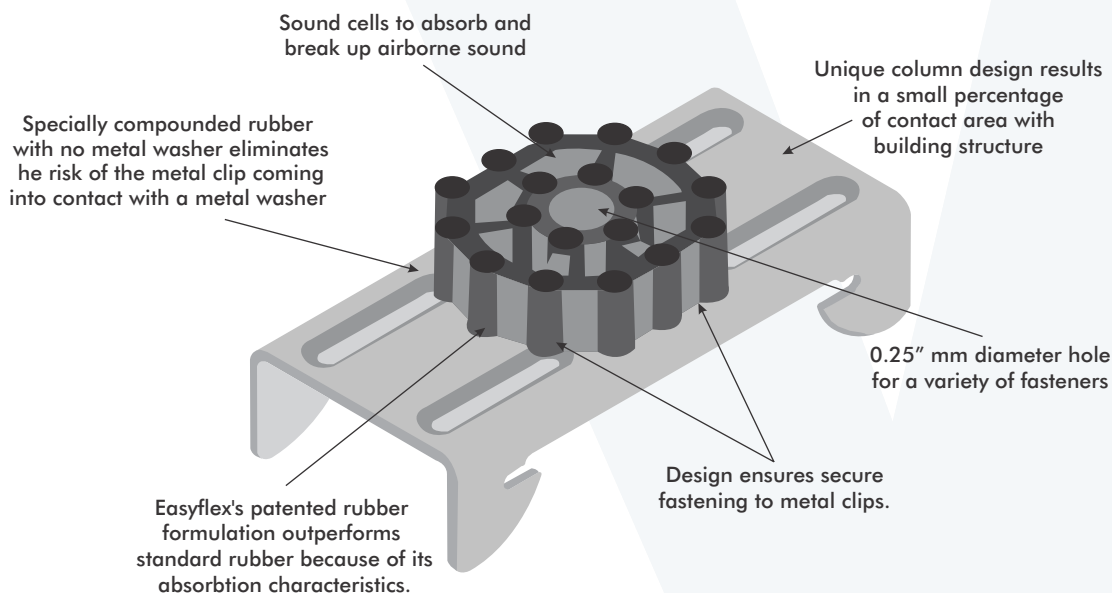


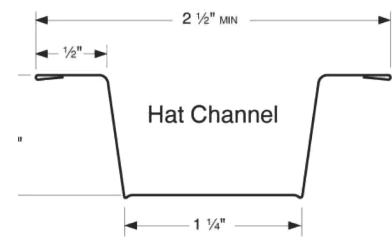
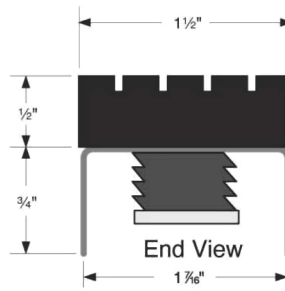
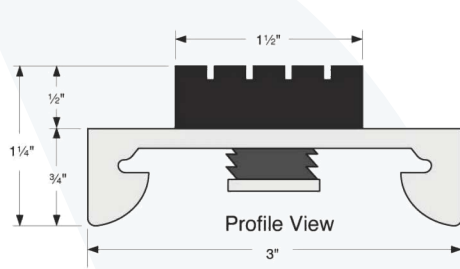
EasyMute Sound Isolation Clips are used to eliminate structural borne noise by breaking the connection between the room that contains the noise source and the outside world. This is called acoustic de-coupling or sound isolation. EasyClip uses a specially formulated rubber isolator that isolates the gypsum board or plywood from the structure reducing noise transfer by 75 to 100%, adding 15 to 20 STC and IIC points to existing assemblies. The clips fasten directly to the framing creating a 1 5/8" cavity between the face of the framing and the back of the gypsum board. With an acoustical design load rating of 36 lbs per isolator, our EasyMute can support up to two layers of 5/8" gypsum board when spaced at 24" x 48" OC. For heavier systems, you just need to increase the number of isolators to support the additional weight of the system.

Footstep noise from above cannot be reduced by adding better insulation, or another layer of something over your current ceiling-- even Mass Loaded Vinyl or Green Glue will not work. The same is true for very low-frequency sounds from a home theater or even kids running in a playroom above. To soundproof your ceiling properly we must disconnect the ceiling from the floor joist, breaking the path for vibration travel.



Features





Technical Characteristics

Size: 3" x 1-1/4" x 1-7/16" nominal

Projection: 1-5/8 inches from supporting structure, when 7/8 inch drywall furring channels are used.

Construction: Natural and manufactured rubber molded to isolate ferrule (zinc-electroplated steel) from 16 gauge galvanized or aluminum-zinc coated clip. Minimum of 12 micro-vibration controlling pedestals at point of contact with framing member.

Intended Use: For use with wall & ceiling construction assemblies to prevent sound & vibration transmission to improve STC and IIC ratings.

Dead or Shear Load: Maximum design load of 36 pounds per each resilient sound isolation clip.

Total Deflection: 3 mm

Double Deflection: Yes (1.5 mm)

Usage

Isolation Clips are designed for use with any wood, steel or concrete application where noise control is required, including wood-framed, steel-framed, CMU or concrete wall or ceiling systems.

The assembly of Isolation Clip decouples the gypsum board from the underlying structure to provide enhanced acoustical performance.

What's more, they fasten directly to the framing or structure to prevent sound and vibrations from entering the adjacent space. This improves the STC and IIC ratings of construction assemblies.

Features

Simple- low installation costs

Effective – up to additional 25 dB performance

Reliable- 2-part system

Strong- superior load-bearing capacity



Note : Rubber molded bush available in different polymers like neoprene, silicone please contact our engineering department for details